



Quest Fitness and Sports Award Requirements

Core Requirements:

Do the following five Requirements:

1. Earn the Sports Bronze Award.

Do nine of the following:

1. Demonstrate by means of a presentation at a crew meeting, Cub Scout or Boy Scout meeting, or other group meeting that you know first aid for injuries or illnesses that could occur while playing sports, including hypothermia; heatstroke; heat exhaustion; frostbite; dehydration; sunburn; blisters, hyperventilation; bruises; strains; sprains; muscle cramps; broken, chipped, loosened, or knocked-out teeth; bone fractures; nausea; and suspected injuries to the back, neck, and head.
2. Write an essay of at least 500 words that explains sportsmanship and tells why it is important. Give several examples of good sportsmanship in sports. Relate at least one of these to everyday leadership off the sports field.
OR
Make a presentation to your crew or a Cub Scout or Boy Scout group of at least 30 minutes with the same requirements as for the essay.
3. Take part as a member of an organized team in one of the following sports: baseball, basketball, bowling, cross-country, diving, fencing, field hockey, football, golf, gymnastics, lacrosse, rugby, skating (ice or roller), soccer, softball, swimming, team handball, tennis, track and field, volleyball, water polo, or wrestling (or any other recognized sport approved in advance by your Advisor except boxing and karate).
4. Organize and manage a sports competition, such as a softball game, .between your crew and another crew, between two Cub Scout dens or packs, between two Boy Scout patrols or troops, or between any other youth groups. You must recruit at least two other people to help you manage the competition.
5. Make a set of training rules for a sport you pick. Design an exercise plan including selected exercises for this sport. Determine for this sport the

appropriate target heart rates and desired training effects. Follow your training plan for at least 90 days, keeping a record showing your improvement.

6. Make a tabletop display or give a presentation for your crew, another crew, a Cub Scout or Boy Scout group, or another youth group that explains the attributes of a good team leader and a good team player. Select athletes that exemplify these attributes.
7. Make a display or presentation on a selected sport for your crew or another group covering
 - a. etiquette for your sport,
 - b. equipment needed,
 - c. protective equipment needed and why it is needed,
 - d. history of the sport, and
 - e. basic rules.
8. Research and then, at a crew meeting or other youth group meeting, manage a discussion on drug problems as they relate to athletes. What drugs are banned? What impact do these banned drugs have on the human body and mind? Where can information about drugs be found? How do some sports organizations fight sports drug abuse? Cover at least the following drugs: stimulants, painkillers, anabolic steroids, beta blockers, diuretics, alcohol, marijuana, and cocaine.
9. Research and then, at a crew meeting or other youth group meeting, manage a discussion on recent training techniques being used by world-class athletes. Compare them to training techniques of 25 and 50 years ago. (This must be different than the discussion in requirement 8.)
10. Study ways of testing athletes for body density. Fat content can be measured by skin-fold calipers, body measurements, and hydrostatic weighing. Then recruit a consultant to assist you as you determine the body density and fat content for your fellow crew members at a crew meeting or special activity.
11. Select a favorite Olympic athlete, a highly respected athlete in your city, or a favorite professional athlete and research his or her life. Make an oral presentation or tabletop display for your crew or another youth group.
12. Explain the importance of proper nutrition as it relates to training for athletes. Explain the common eating disorders anorexia and bulimia and why they are harmful to athletes.

(Activities or projects that are more available in your area may be substituted with your Advisor's approval for activities shown above.)

2. **Complete the American Red Cross Sport Safety Training course** (or equivalent) and CPR training.
3. **Fitness for Life**
 - A. A. Complete the Fitness for Life program (Corbin and Lindsey, published by Human Kinetics, 2002). Check with your Advisor to see if your crew already has the book Fitness for Life. Ask your Advisor about

offering the program for you alone, you and some other Venturers, or even your whole crew. You might find the book at your local library. You can order it directly from Human Kinetics at:

<http://www.humankinetics.com/products/showproduct.cfm?isbn=0736044949>.

OR

B. Complete the following requirements:

1. 1. Make an appointment with your doctor for a complete physical before beginning any physical conditioning program. Explain to your doctor that you are preparing to undertake a 90-day physical fitness improvement program.
2. 2. Interview healthy older adults about their fitness levels. As part of these interviews, you may want to ask such questions as:
 - What kinds of cardiovascular activities do you do?
 - How have your fitness, diet, and physical activity changed over the years?
 - Are you more fit and/or active now than you were five (10, 15, etc.) years ago?

Use this data to discuss with your crew and/or another group the importance and benefits of using exercise throughout their lives.

3. 3. Research and write an essay of 1,500 words or more, or make a presentation to your school, a Cub Scout den or pack, a Boy Scout Troop, Varsity Team, or Venturing crew explaining what physical fitness is. Incorporate into this essay or presentation all of the following:
 - Aerobic capacity
 - Endurance
 - Body composition
 - Flexibility
 - Muscle strength

When you have completed your research and written your essay or made your presentation, review your results with a fitness professional or your coach or Advisor.

4. 4. Based upon your essay or presentation on physical fitness, develop a personal physical fitness improvement program and follow it for a minimum of 90 days. After developing your program, review it with your Advisor and/or coach. This fitness improvement program should include the following guidelines:
 - Exercise a minimum of three times each week.

- Complete the Venturing Weekly Exercise Plan and Chart in Appendix K. At the end of each week, review your calendar. Write down the times when you seem to have the most/least energy. Note any environmental conditions or changes in your personal health (cold, flu, fever, etc.) that may have affected your performance. You may want to adjust your schedule.
- Share this information with your Advisor. You may do some of your exercise workouts as part of your regular physical education class at school.

Note: This may qualify as your personal improvement project for the Venturing Gold Award.

5. 5. Look through current magazines, articles, and/or videos that feature exercises. Evaluate at least three exercises. Determine how these exercises apply to personal fitness. What level of fitness is required to be able to perform the exercise and what procedures and equipment are necessary for successful completion? Present your findings to your crew and/or another youth group.
6. 6. Learn to calculate the number of calories a person would need who is sedentary, moderately active, or active, for their particular age. Keep a record for 10 days of your food intake and physical activity. How might you adjust your food intake and physical activity to change your percentage of body fat? Write a plan to maintain ideal levels of body fat. Include in this plan the six factors that influence body fatness and share this information with your Advisor and coach.
7. 7. Examine three muscular development exercises and apply biomechanical principles to each. List two reasons why these principles can reduce injuries and discuss this information with your crew or other youth group.
8. 8. Based upon the human desire for peak performance, examine and discuss the physical and psychological activities required for success. As part of this discussion, review with your crew and/or another youth group the following six specific needs (S-P-I-C-E-S) for a balanced approach to achieve this desire:
 - Spiritual
 - Physical
 - Intellectual
 - Cultural
 - Emotional
 - Self-Responsibility

Note: S-P-I-C-E-S is supplied from the United States Anti-Doping Agency. You may find additional information about S-P-I-C-E-S at: <http://www.usantidoping.org/education/index.htm>

1. Learn and do fitness assessments.

Administer the FITNESSGRAM physical assessment test to your crew, a Cub Scout den or pack, a Boy Scout Troop, Varsity Team, another Venturing crew, or another youth group. (The Cub Scout Wolf program has a requirement that each Cub Scout to complete a similar type of activity.) See the “Physical Assessment” chapter in the Quest Handbook.

2. Sport Disciplines.

Choose a sport from the list below (or another sport approved by your Advisor.)

1. 1. Develop a profile of a typical athlete in your chosen sport, listing skills and attributes necessary to be proficient. Examples: hand-eye coordination, running speed, quick responses, heavy/light weight, tall/short.
2. 2. A. Develop a list of equipment and facilities necessary for your chosen sport:
 - Personal equipment such as mouthpiece, helmet, or earplugs
 - Team equipment such foils, shooting jacket, or weights
 - Team or sponsor supplies or facilities such as targets, ammunition, playing courts, or rivers
- B. B. Discuss the relative importance equipment plays toward your success in that sport. (Certain sports are equipment-intensive, such as bobsled and luge.)
- C. C. Tell how equipment for this sport has improved or changed over time.
3. 3. Participate and show proficiency in a sport of your choice.
4. 4. For your chosen sport, give a sports clinic to a Cub Scout pack or den, Boy Scout troop, or other youth group. Include a demonstration and skills teaching. You can even include competition when possible.

Here are some suggested sports for requirement 5:

Cycling (Mountain Biking, Veladrome)

Field Sports (Field Hockey, Lacrosse, Track & Field)

| | |
|--------------------|--|
| Racquet Sports | (Badminton, Racquetball, Squash, Table Tennis, Handball, Tennis) |
| Roller Sports | (In-Line Skating, Roller Figure Skating, Roller Hockey, Skateboarding) |
| Target Sports | (Archery, Darts, Disc Sports, Shooting) |
| Water Sports | (Canoe/Kayak, Driving, Rowing, sailing, Swimming, Synchronized Swimming, Underwater Sports, Water Polo, Waterskiing) |
| Winter Ice Sports | (Bobsled, Curling, Ice Hockey, Luge, Skeleton, Speed Skating) |
| Winter Snow Sports | (Biathlon, Skiing, Snowboarding, Ski Archery) |
| Other Sports | (Bowling, Dance, Equestrian, Fencing, Martial Arts, Modern Pentathlon, Orienteering, Team Handball, Geo-Caching) |

Electives:

Do one of the following:

3. History and Heritage of Sports

Do all of the following:

1. 1. Study the history of the Olympic movement. Learn when and how it started.
 - When did the United States Olympic movement start?
 - When did the winter Olympics start and where?
 - What were the initial games in both summer and winter Olympics?
 - In what Olympic years were there no Olympics and why?
2. 2. Pick a sport you have an interest in and learn the history of that particular sport.
 - Who started the sport and why?
 - How has the sport changed since its beginning?
 - What new equipment has been developed to make the sport more efficient?
3. 3. Make a presentation on what you learned in requirements 1 and 2 above to your crew or a pack, troop, other youth group, retirement home, etc.

4. Sports Nutrition

Do all of the following:

1. 1. List at least five complex carbohydrates and five simple carbohydrates. During a crew meeting (or another activity approved by your Advisor and/or coach), discuss with your crew why complex carbohydrates are nutritionally dense and what that means to a sportsperson. Tell why fiber is considered a complex carbohydrate and list some examples of fiber-rich foods. Serve snacks that represent each carbohydrate, You could even make this a game where people guess which snack went with each group.
2. 2. Interview a registered dietician and talk about your favorite sport. Have the dietician help you evaluate and develop a nutritional pro- gram that fits you (and/or your team as a whole) and your sport.
3. 3. Make a presentation on “Good Fats” and “Bad Fats.” Explain how they affect a teenager’s diet. Include in your presentation information on saturated fats, unsaturated fats, hydrogenated fats, and cholesterol. Use posters, overhead transparencies, computer slide shows, charts, and relevant information from your school health text book. Working with your crew, calculate fat needs for yourself and the other members of your crew.
4. 4. Keep a three-day food record of everything you eat and drink. If you put it in your mouth, write it down. With the help of a health-care practitioner, determine if you are eating enough protein, vegetables, fat, carbohydrates, and fiber. Also determine the amount of sugar, sodium, and hydrogenated fat consumed. Resources for determining these amounts are available at your local library.
5. 5. People who do not eat meat are called vegetarians. Vegetarians can be categorized into three different groups. In a discussion with your Advisor and/or coach, name those three groups and explain their differences and similarities. In an interview with a registered dietician or nutritionist, ask questions about the complete protein requirements of a vegetarian and how they make sure they are achieving these daily requirements. Using this information, put on a presentation, tabletop display, or other such activity approved by your Advisor and/or coach for a Boy Scout troop or Cub Scout pack.

5. **Drug Free Sports**

Complete requirements 1 or 2 and two additional subcategories, OR complete requirements 3 and 4.

1. 1. Research two classes or categories of prohibited substances in Olympic sport, as listed in the Olympic Movement Anti-Doping Code (this information can be found at: http://www.usantidoping.org/prohibited_sub/index.htm). Develop a paper (minimum 1,000 words) or a presentation that thoroughly addresses the following questions:

- What legitimate medical purposes is the substance used for?
- What health risks are associated with using and/or abusing the substance?
- How are other people and competition affected if an athlete cheats by using a prohibited substance?
- What consequences do an athlete in the sport you identified face when they have been found cheating?
- What is the best training program for an athlete who wants to excel at the sport you chose (e.g., nutrition, workouts, etc.)?

OR

2. A. Attend a health class that is at least 15 hours long that focuses on drug-free sport and making decisions about not using drugs in sport. This course could be conducted through your local school, community education system, college/university, sports or athletics, or an on-line course. Then develop your own multi-session drug-free sport health curriculum that you could teach to a youth group.
- B. In consultation with your Advisor, do two of the following subcategories:
 - ■ Develop a “fair play,” drug-free sports campaign poster with a slogan and image. Identify at least one facility (sport group, school, church, or community place) at which to post your promotional work. Near the poster, include a box to hold a smaller version (handout) that people can take with them.
 - ■ Using a decision-making model, help a group of youth learn how to make a good decision about not using drugs. This should include having them identify a number of issues involved, including health risks and ethics.
 - ■ Develop an ethical controversy related to drug use in sport. Lead/facilitate an ethics forum with your crew based upon the ethical controversy you have developed.
 - ■ Contact a professional in anti-doping and gather educational information about drug-free sport. Summarize and share the information and resources you gathered.
 - ■ Research the history of doping or use of performance-enhancing drugs in sport. Create a timeline summarizing when certain drugs were used, what the drugs were, what the perceived benefit was,

and what risks athletes put themselves in by using those drugs.

- ■ Using resources from the U.S. Anti-Doping Agency or another credible current anti-doping source, list all prohibited classes or categories of substances and prohibited methods of doping in Olympic sport (see http://www.usantidoping.org/prohibited_sub/index.htm)
- ■ Briefly identify what the drugs do to the body for each substance class or category. In 500 words, write about why doping is prohibited in sport.

OR do both of the following:

- 2a. With a properly trained crew Advisor, coach, or teacher, attend and complete a national or statewide-recognized course, such as Character Counts-Pursuing Victory With Honor, or ATLAS (Athletes Training and Learning to Avoid Steroids). For details on these two programs, please refer to the Web sites listed below and to the Venturing Leader Manual.

AND

- 2b. Develop and deliver a presentation on drug-free sports to a youth school or sport group. Design a pamphlet or handout that supports the presentation. You can also use materials available from the U.S. Anti-Doping Agency.

6. **Communications**

Complete requirements 1, 2 OR 3, 4, 5, 6, and 7 OR 8.

1. 1. Take a communications-related training course consisting of at least 15 hours of training and education. This course could be conducted through your local school, community education system, local hospital, college/university, or your own Venturing crew. It could be an official coaching, referee, sport official, and/or athletic trainer program. It could cover such topics as mass communication, sportswriting, technical writing, newspaper editing, film and/or video production, journalism, or coaching. At the conclusion of the training course, review with your Advisor the information and skills taught in this communications course and how they relate to either a particular sport program and/or health and physical fitness in general.
2. 2. Read at least two books approved by your Advisor related to a particular sports program of your choice. Some suggested topics are sports injuries, anti-doping, disabled sports organizations, the U.S. Olympic Committee, the International Olympic Committee,

etc. Prepare and submit a written report of not less than 1,000 words on each of these books. The two reports should cover the following items:

- • Why did you pick these books over other written material?
- • What are the important communication principles and concepts related to the sport that you picked?
- • What are specific ways you can apply these principles in your own sporting activities and/or crew events?

Present your report to your Advisor and/or crew for review.

3. 3. Interview two or more individuals (coaches, trainers, referees, umpires, college or university sports information directors, sports-writers, reporters, photographers, amateur and/or professional players, therapists, etc.) associated with a particular sport you have an interest in. Prepare an oral and/or written report of at least 1,000 words to your crew and/or another youth group you are associated with detailing the information obtained from these interviews.
4. 4. Make a tabletop display, an oral presentation, or a videotape production for your crew, another crew, a Cub Scout den or pack, Boy Scout troop, or another youth group on the importance of communication in sports. This presentation should emphasize the role(s) that effective communication plays in accurately participating in any sporting event or program.
5. 5. A. Take part in the BSA Ethics in Action program* and participate in at least one sports-related ethical controversy. Some examples are:
 - Amateur athletics
 - Drugs and steroids
 - Parental involvement
 - Coaching in youth sports
 - Gambling and betting on sporting events
 - Racial/sexual discrimination/biases
 - Sportsmanship: A dying concept?

*For details on the BSA Ethics in Action program, please refer to the information provided in the Venturer Handbook and the Venturing Leader Manual (Chapter 9).

- B. B. Conduct at least one sports-related (separate from the one used in 5(a) ethical controversy activity and/or ethics forum.
- C. C. Along with your crew or another youth group, participate in two cooperative games (one in each category):

- Outdoor activity game
 - Indoor activity game
6. 6. Prepare a sports communication pamphlet, athletics-related product, or promotional piece emphasizing your local BSA council and/or district sporting event, local school sporting event, or community activity. Some examples are a media and recruiting guide, sports schedule poster and/or schedule card, game program, pre- season and post-season media guide, school sports club newsletter, alumni update, game notes for local and/or regional news media, audio/video presentation, or Web site. Include visual as well as written forms of communication in your final product. Have two individuals (one with expertise in this particular sport) review the material and provide written critiques of your work. Make whatever suggested improvements may be suitable based upon this input. Share this information with your Advisor and crew. Then actively promote the event and/or sport with this product.
 7. 7. Research the role the media has in a specific sport. Provide an oral report and explain to your Advisor or crew the positive and negative impact the media may have on this particular sport and how a person can deal with the perceived conflicts that may arise.
 8. 8. Research the education requirements necessary for a communications/sports journalism major at your local college and/or university. Prepare a tabletop display or presentation for your crew or another youth group detailing the classes, internships, and career paths available to graduates in this particular major.
- 7. History and Heritage of Disabled Sports Movement**
1. 1. Study the history of the disabled sports movement (Paralympics).
 - Learn how it started.
 - When did the disabled sports movement start?
 - When and where would you find competitions for disabled athletes?
 - What disabled sports games are included in the summer and winter Paralympics?
 2. 2. Pick a disabled sport you have an interest in and learn its history.
 - Who started that disabled sport and why?
 - How has the sport changed since its beginning?
 - What specialized equipment is used by disabled athletes?
 3. 3. Using what you learned in requirements 1 and 2 above, plan and run a disabled sports awareness clinic for your crew, a Cub Scout den or pack, Boy Scout troop, other youth group, etc. Examples:

- • Wheelchair basketball

- • Goal ball for blind athletes
- • Sledge hockey, or
- • Murder ball (rugby for quadriplegics).



Quest Fitness and Sports Award Requirements

Core Requirements:

Do the following five Requirements:

4. Earn the Sports Bronze Award.

Do nine of the following:

1. Demonstrate by means of a presentation at a crew meeting, Cub Scout or Boy Scout meeting, or other group meeting that you know first aid for injuries or illnesses that could occur while playing sports, including hypothermia; heatstroke; heat exhaustion; frostbite; dehydration; sunburn; blisters, hyperventilation; bruises; strains; sprains; muscle cramps; broken, chipped, loosened, or knocked-out teeth; bone fractures; nausea; and suspected injuries to the back, neck, and head.
2. Write an essay of at least 500 words that explains sportsmanship and tells why it is important. Give several examples of good sportsmanship in sports. Relate at least one of these to everyday leadership off the sports field.

OR

Make a presentation to your crew or a Cub Scout or Boy Scout group of at least 30 minutes with the same requirements as for the essay.

3. Take part as a member of an organized team in one of the following sports: baseball, basketball, bowling, cross-country, diving, fencing, field hockey, football, golf, gymnastics, lacrosse, rugby, skating (ice or roller), soccer, softball, swimming, team handball, tennis, track and field, volleyball, water polo, or wrestling (or any other recognized sport approved in advance by your Advisor except boxing and karate).
4. Organize and manage a sports competition, such as a softball game, .between your crew and another crew, between two Cub Scout dens or packs, between two Boy Scout patrols or troops, or between any other youth groups. You must recruit at least two other people to help you manage the competition.
5. Make a set of training rules for a sport you pick. Design an exercise plan including selected exercises for this sport. Determine for this sport the appropriate target heart rates and desired training effects. Follow your training plan for at least 90 days, keeping a record showing your improvement.
6. Make a tabletop display or give a presentation for your crew, another crew, a Cub Scout or Boy Scout group, or another youth group that explains the attributes of a good team leader and a good team player. Select athletes that exemplify these attributes.
7. Make a display or presentation on a selected sport for your crew or another group covering
 - a. etiquette for your sport,
 - b. equipment needed,
 - c. protective equipment needed and why it is needed,
 - d. history of the sport, and
 - e. basic rules.
8. Research and then, at a crew meeting or other youth group meeting, manage a discussion on drug problems as they relate to athletes. What drugs are banned? What impact do these banned drugs have on the human body and mind? Where can information about drugs be found? How do some sports organizations fight sports drug abuse? Cover at least the following drugs: stimulants, painkillers, anabolic steroids, beta blockers, diuretics, alcohol, marijuana, and cocaine.
9. Research and then, at a crew meeting or other youth group meeting, manage a discussion on recent training techniques being used by world-class athletes. Compare them to training techniques of 25 and 50 years ago. (This must be different than the discussion in requirement 8.)
10. Study ways of testing athletes for body density. Fat content can be measured by skin-fold calipers, body measurements, and hydrostatic weighing. Then recruit a consultant to assist you as you determine the body density and fat content for your fellow crew members at a crew meeting or special activity.
11. Select a favorite Olympic athlete, a highly respected athlete in your city, or a favorite professional athlete and research his or her life. Make an oral presentation or tabletop display for your crew or another youth group.

12. Explain the importance of proper nutrition as it relates to training for athletes. Explain the common eating disorders anorexia and bulimia and why they are harmful to athletes.

(Activities or projects that are more available in your area may be substituted with your Advisor's approval for activities shown above.)

5. **Complete the American Red Cross Sport Safety Training course** (or equivalent) and CPR training.

Date: _____

Advisor Signature: _____

6. **Fitness for Life**

- A. A. Complete the Fitness for Life program (Corbin and Lindsey, published by Human Kinetics, 2002). Check with your Advisor to see if your crew already has the book Fitness for Life. Ask your Advisor about offering the program for you alone, you and some other Venturers, or even your whole crew. You might find the book at your local library. You can order it directly from Human Kinetics at:

<http://www.humankinetics.com/products/showproduct.cfm?isbn=0736044949>.


Date: _____


Advisor Signature: _____


OR


- B. Complete the following requirements:


1. 1. Make an appointment with your doctor for a complete physical before beginning any physical conditioning program. Explain to your doctor that you are preparing to undertake a 90-day physical fitness improvement program.














Or Layout of
Presentation:

Date: _____

Advisor Signature: _____

4. 4. Based upon your essay or presentation on physical fitness, develop a personal physical fitness improvement program and follow it for a minimum of 90 days. After developing your program, review it with your Advisor and/or coach. This fitness improvement program should include the following guidelines:
- Exercise a minimum of three times each week.
 - Complete the Venturing Weekly Exercise Plan and Chart in Appendix K. At the end of each week, review your calendar. Write down the times when you seem to have the most/least energy. Note any environmental conditions or changes in your personal health (cold, flu, fever, etc.) that may have affected your performance. You may want to adjust your schedule.
 - Share this information with your Advisor. You may do some of your exercise workouts as part of your regular physical education class at school.

Note: This may qualify as your personal improvement project for the Venturing Gold Award.

Design an exercise plan including selected exercises:

(use this table to write down the certain exercises needed for the sport for one month. Then just repeat the exercises for 90 days.)

| Monday | Tuesday | Wednesday | Thursday | Friday | Saturday | Sunday |
|--------|---------|-----------|----------|--------|----------|--------|
| | | | | | | |

| | | | | | | |
|--------|---------|-----------|----------|--------|----------|--------|
| Monday | Tuesday | Wednesday | Thursday | Friday | Saturday | Sunday |
|--------|---------|-----------|----------|--------|----------|--------|

| | | | | | | |
|--------|---------|-----------|----------|--------|----------|--------|
| Monday | Tuesday | Wednesday | Thursday | Friday | Saturday | Sunday |
|--------|---------|-----------|----------|--------|----------|--------|

| | | | | | | |
|--------|---------|-----------|----------|--------|----------|--------|
| Monday | Tuesday | Wednesday | Thursday | Friday | Saturday | Sunday |
| Monday | Tuesday | Wednesday | Thursday | Friday | Saturday | Sunday |

Keep a record showing Change:

Day

1 _____

Day

2

Day

3

Day

4

Day

5

Day

6

Day

7

Day

8

Day

9

Day

10

Day

11

Day

12

Day

13

Day

14

Day

15

Day
16

Day
17

Day
18

Day
19

Day
20

Day
21

Day
22

Day
23

Day
24

Day
25

Day
26

Day
27

Day
28

Day
29

Day
30

Day
31

Day
32

Day
33

Day
34

Day
35

Day
36

Day
37

Day
38

Day
39

Day
40

Day
41

Day
42

Day
43

Day
44

Day
45

Day
46

Day
47

Day
48

Day
49

Day
50

Day
51

Day
52

Day
53

Day
54

Day
55

Day
56

Day
57

Day
58

Day
59

Day
60

Day

61

Day

62

Day

63

Day

64

Day

65

Day
66

Day
67

Day
68

Day
69

Day
70

Day
71

Day
72

Day
73

Day
74

Day
75

Day
76

Day
77

Day
78

Day
79

Day
80

Day
81

Day
82

Day
83

Day
84

Day
85

Day
86

Day
87

Day
88

Day
89

Day
90

Date: _____

Advisor Signature: _____

5. Look through current magazines, articles, and/or videos that feature exercises. Evaluate at least three exercises. Determine how these exercises apply to personal fitness. What level of fitness is required to be able to perform the exercise and what procedures and equipment are necessary for successful completion? Present your findings to your crew and/or another youth group.

Exercise #1: _____

activity. How might you adjust your food intake and physical activity to change your percentage of body fat? Write a plan to maintain ideal levels of body fat. Include in this plan the six factors that influence body fatness and share this information with your Advisor and coach.

Learn to Calculate # of Calories a person would need who is:

Sedentary: _____

Moderately active: _____

Active: _____

Keep track of what you eat:

Day

1 _____

Day

2 _____

Day

3 _____

Day

4

Day

5

Day

6

Day

7

Day
8

Day
9

Day
10

How might you adjust your food intake and physical activity to change your percentage of body fat?

Write a plan to maintain ideal levels of body fat. Include in this plan the six factors that influence body fatness and share this information with your Advisor and coach.

Muscular development exercise and apply biomechanical principles to each

#2: _____

Muscular development exercise and apply biomechanical principles to each

#3: _____

List two reasons why these principles can reduce injuries and discuss this information with your crew or other youth

group: _____

Date: _____

Advisor Signature: _____

Advisor Signature: _____

3. Sport Disciplines.

Choose a sport from the list below (or another sport approved by your Advisor.)

1. 1. Develop a profile of a typical athlete in your chosen sport, listing skills and attributes necessary to be proficient. Examples: hand-eye coordination, running speed, quick responses, heavy/light weight, tall/short.

Chosen Sport: _____

Develop a profile of a typical athlete in your chosen sport, listing skills and attributes necessary to be proficient: _____

Date: _____

Advisor Signature: _____

2. 2. A. Develop a list of equipment and facilities necessary for your chosen sport:
 - Personal equipment such as mouthpiece, helmet, or earplugs

Other Sports

(Bowling, Dance, Equestrian, Fencing, Martial Arts, Modern Pentathlon, Orienteering, Team Handball, Geo-Caching)

Date: _____

Advisor Signature: _____

Electives:

Do one of the following:

4. History and Heritage of Sports

Do all of the following:

1. 1. Study the history of the Olympic movement. Learn when and how it started.
 - When did the United States Olympic movement start?
 - When did the winter Olympics start and where?
 - What were the initial games in both summer and winter Olympics?
 - In what Olympic years were there no Olympics and why?

Learn when and how it started.

-- When did the United States Olympic movement start?

-- When did the winter Olympics start and where?

-- What were the initial games in both summer and winter Olympics?

-- In what Olympic years were there no Olympics and why?

Date: _____

Advisor Signature: _____

2. 2. Pick a sport you have an interest in and learn the history of that particular sport.
 - Who started the sport and why?
 - How has the sport changed since its beginning?
 - What new equipment has been developed to make the sport more efficient?

Name of Sport: _____

Learn the history of that particular sport.

Day

1 _____

Day

2 _____

Day

3 _____

Determine if you are eating enough protein, vegetables, fat, carbohydrates, and fiber.
Also determine the amount of sugar, sodium, and hydrogenated fat
consumed: _____

Date: _____

Advisor Signature: _____

1. 1. Research two classes or categories of prohibited substances in Olympic sport, as listed in the Olympic Movement Anti-Doping Code (this information can be found at: http://www.usantidoping.org/prohibited_sub/index.htm). Develop a paper (minimum 1,000 words) or a presentation that thoroughly addresses the following questions:
 - What legitimate medical purposes is the substance used for?
 - What health risks are associated with using and/or abusing the substance?
 - How are other people and competition affected if an athlete cheats by using a prohibited substance?
 - What consequences do an athlete in the sport you identified face when they have been found cheating?
 - What is the best training program for an athlete who wants to excel at the sport you chose (e.g., nutrition, workouts, etc.)?

1st prohibited substance: _____

2nd prohibited substance: _____

What legitimate medical purposes is the substance used for?

1st prohibited substance

2nd prohibited substance

What health risks are associated with using and/or abusing the substance?

1st prohibited substance

2nd prohibited substance

How are other people and competition affected if an athlete cheats by using a prohibited substance?

1st prohibited substance

2nd prohibited substance

What consequences do an athlete in the sport you identified face when they have been found cheating?

1st prohibited substance


2nd prohibited substance

What is the best training program for an athlete who wants to excel at the sport you chose (e.g., nutrition, workouts, etc.)?

1st prohibited substance

2nd prohibited substance

Outline of Presentation:



Date: _____

Advisor Signature: _____

- ■ Using a decision-making model, help a group of youth learn how to make a good decision about not using drugs. This should include having them identify a number of issues involved, including health risks and ethics.

- ■ Develop an ethical controversy related to drug use in sport. Lead/facilitate an ethics forum with your crew based upon the ethical controversy you have developed.

Group name: _____

What's the topic of the Ethical Controversy: _____

Develop an ethical controversy:

Date: _____

Advisor Signature: _____

- ■ Contact a professional in anti-doping and gather educational information about drug-free sport. Summarize and share the information and resources you gathered.


Name of Professional: _____


Gather educational information about drug-free sport:

Date: _____

Advisor Signature: _____

- ■ Research the history of doping or use of performance-enhancing drugs in sport. Create a timeline summarizing when certain drugs were used, what the drugs were, what the perceived benefit was, and what risks athletes put themselves in by using those drugs.





Date: _____

Advisor Signature: _____

OR do both of the following:

- 2a. With a properly trained crew Advisor, coach, or teacher, attend and complete a national or statewide-recognized course, such as Character Counts-Pursuing Victory With Honor, or ATLAS (Athletes Training and Learning to Avoid Steroids). For details on these two programs, please refer to the Web sites listed below and to the Venturing Leader Manual.


Date: _____

Advisor Signature: _____

AND

- 2b. Develop and deliver a presentation on drug-free sports to a youth school or sport group. Design a pamphlet or handout that supports the presentation. You can also use materials available from the U.S. Anti-Doping Agency.

Or Layout of Pamphlet or handour: _____




Date: _____


Advisor Signature: _____


7. Communications


Complete requirements 1, 2 OR 3, 4, 5, 6, and 7 OR 8.


1. 1. Take a communications-related training course consisting of at least 15 hours of training and education. This course could be conducted through your local school, community education system, local hospital, college/university, or your own Venturing crew. It could be an official coaching, referee, sport official, and/or athletic trainer program. It could cover such topics as mass communication, sportswriting, technical writing, newspaper editing, film and/or video production, journalism, or coaching. At the conclusion of the training course, review with your Advisor the information and skills taught in this communications course and


















Or Layout of
Presentation:



Date: _____

Advisor Signature: _____

4. 5. A. Take part in the BSA Ethics in Action program* and participate in at least one sports-related ethical controversy.

Some examples are:

- Amateur athletics
- Drugs and steroids
- Parental involvement
- Coaching in youth sports
- Gambling and betting on sporting events
- Racial/sexual discrimination/biases
- Sportsmanship: A dying concept?

*For details on the BSA Ethics in Action program, please refer to the information provided in the Venturer Handbook and the Venturing Leader Manual (Chapter 9).

Subject of Ethics in Action: _____

Date: _____

Advisor Signature: _____

- D. B. Conduct at least one sports-related (separate from the one used in 5(a) ethical controversy activity and/or ethics forum.

Advisor Signature: _____

5. 6. Prepare a sports communication pamphlet, athletics-related product, or promotional piece emphasizing your local BSA council and/or district sporting event, local school sporting event, or community activity. Some examples are a media and recruiting guide, sports schedule poster and/or schedule card, game program, pre- season and post-season media guide, school sports club newsletter, alumni update, game notes for local and/or regional news media, audio/video presentation, or Web site. Include visual as well as written forms of communication in your final product. Have two individuals (one with expertise in this particular sport) review the material and provide written critiques of your work. Make whatever suggested improvements may be suitable based upon this input. Share this information with your Advisor and crew. Then actively promote the event and/or sport with this product.


Name of individual with expertise: _____


Name of individual without expertise: _____

Prepare a sports communication pamphlet, athletics-related product, or promotional piece emphasizing your local BSA council and/or district sporting event, local school sporting event, or community activity. Include visual as well as written forms of communication in your final product. Have two individuals (one with expertise in this particular sport) review the material and provide written critiques of your work.:

Pamphlet, product, or promotional piece subject: _____

Outline of Pamphlet, product, or promotional piece:






Date: _____

Advisor Signature: _____

6. 7. Research the role the media has in a specific sport. Provide an oral report and explain to your Advisor or crew the positive and negative impact the media may have on this particular sport and how a person can deal with the perceived conflicts that may arise.

Name of Sport: _____



Date: _____

Advisor Signature: _____

8. History and Heritage of Disabled Sports Movement

1. 1. Study the history of the disabled sports movement (Paralympics).
 - Learn how it started.
 - When did the disabled sports movement start?
 - When and where would you find competitions for disabled athletes?
 - What disabled sports games are included in the summer and winter Paralympics?

Learn how it started:

When did the disabled sports movement start?

-- When and where would you find competitions for disabled athletes?

What disabled sports games are included in the summer and winter Paralympics?

Date: _____

Advisor Signature: _____

2. 2. Pick a disabled sport you have an interest in and learn its history.
 - Who started that disabled sport and why?
 - How has the sport changed since its beginning?
 - What specialized equipment is used by disabled athletes?

Name of Sport: _____

Who started that disabled sport and why?

-- How has the sport changed since its beginning?

-- What specialized equipment is used by disabled athletes?


Date: _____


Advisor Signature: _____

3. 3. Using what you learned in requirements 1 and 2 above, plan and run a disabled sports awareness clinic for your crew, a Cub Scout den or pack, Boy Scout troop, other youth group, etc.
Examples:

- • Wheelchair basketball
- • Goal ball for blind athletes
- • Sledge hockey, or
- • Murder ball (rugby for quadriplegics).

Outline of Clinic:





Date: _____

Advisor Signature: _____